

VATA

Realism in Clinical Simulation

Advanced Venipuncture Training Aid™ – 2365/2366

USER MANUAL



308 South Sequoia Parkway, Canby, Oregon 97013 USA

ph. 503.651.5050 | fax 503.651.5052 | email info@vatainc.com | www.vatainc.com

Thank You For Your Purchase!

Thank you for your purchase of **VATA's Advanced Venipuncture Training Aid™ – 2365/2366**

This model is made with two of **VATA's** proprietary materials, Dermalike II™ and Dermalike V™. The tissue pad is made with Dermalike II™ and when used according to the instructions, offers many unique properties.

Some of the properties are:

- This model is rated for 3,600 needle accesses, though customers often report that they can access many more times than this
- 60% less needle drag when puncturing, which results in a much more realistic experience
- Improved tear resistance, extending the lifespan of the product
- Feels and palpates like human tissue for a more realistic learning experience

The veins are made of **VATA's** latex free Dermalike V™. This material has properties more similar to real veins compared to the latex tubing still being used by other manufacturers.

The **Advanced Venipuncture Training Aid™ – 2365/2366** features four barely discernable blue veins of 3 different diameters – with the fourth vein deeply placed – in a semi-transparent, tissue-like pad. When accessing a realistic “flashback” of simulated blood confirms the proper needle placement. An optional carrying case, with storage pouch for supplies, is available (see page 10, 0385).

Please read the entire User's Manual carefully before using the model to ensure that you understand the proper care and use of this device. This will also avoid situations that may not be covered by the warranty, and help you to enjoy the maximum benefits.

With exceptional “true to life” feel when accessing and the elimination of potential reactions for those with latex sensitivity, this is a truly welcomed advancement in anatomical teaching models.

As always we welcome your suggestions and comments concerning our products, as many significant improvements and new product ideas have been the result of our customers' suggestions.

To view our informational video on this product go to:

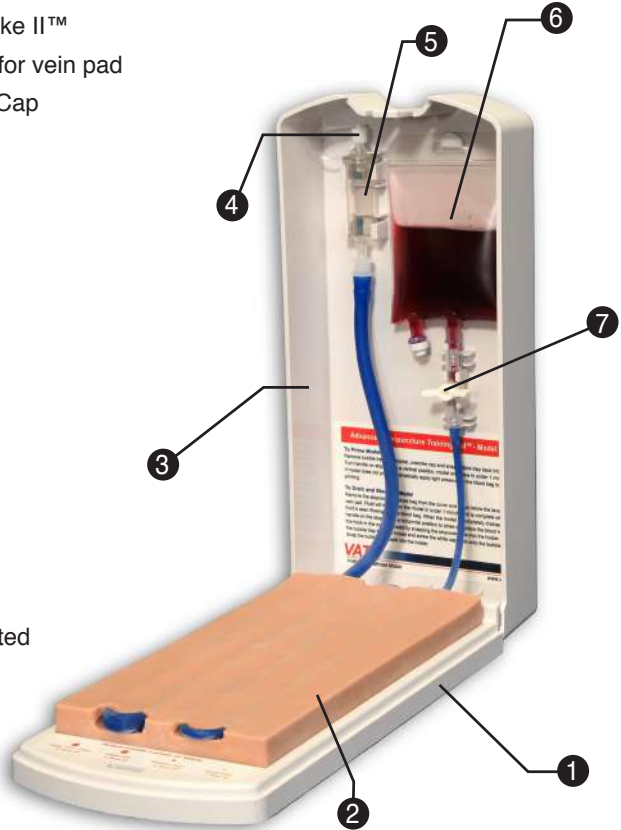
www.vatainc.com/2365video

Product Components

- 1 Base
- 2 Vein pad of Dermalike II™
- 3 Hinged cover plate for vein pad
- 4 Bubble Trap White Cap
- 5 Bubble Trap
- 6 Blood Bag with Simulated Blood
- 7 Stopcock



2366 Darkly Pigmented



Actual Inside Lumen of Veins

●
Large Vein - Deep
4.3mm ID

●
Large Vein
4.3mm ID

●
Medium Vein
2.3mm ID

●
Small Vein
1.3mm ID

Helpful Hints

- There are four veins of three different sizes in this model. The front area of the base displays four red circles that are the same size as the inside diameters of the veins for visualization of the spaces when accessing. The large vein on the left is deeply placed. Though the veins may visually appear large, accessing and achieving a flashback can be challenging.
- The life of the veins will be maximized by the use of 20g needles in the large and medium veins and 24g needles or smaller in the small vein. By changing the access location each time and using sharp, non-burred needles, you can access this venipuncture model 3,600 times, though customers often report that they can access many more times than this.
- Store flat to avoid deformation. Check that stopcock, bubble trap and bubble trap cap are snapped securely in place before closing cover. Do not store with items on top of the vein pad as it will take on the impression permanently. Always store with the cover in place over the Dermalike II™ vein pad.
- All veins will produce a realistic “flashback” when accessed.
- The simulated blood is stain resistant.
- Avoid the use of dull or burred needles as these will damage the veins and cause premature leakage.
- Depending on use, over time, it may become necessary to replace the tissue pad and veins of the model. Replacement tissue pad/veins, items #2381/#2382, are available for purchase and take approximately 5 minutes to install/replace.
See video: www.vatainc.com/2365video
- The simulated blood provided is only for use in models and is not intended for any other use. To replace, use **VATA's** simulated blood, items #1491 quart or #1494 gallon. We do not recommend using **VATA's** thicker simulated blood, items #2491 quart or #2494 gallon, as the thicker blood does not flow as easily through the veins. Our simulated blood is stain resistant. For best results, rinse fabric with cold water as soon as possible after coming in contact with simulated blood.
- Cleaning of the vein pad is best done by wiping with an alcohol wetted, non-linting cloth. The pad should be permitted to air dry and then powdered with cornstarch baby talc. Any excess talc can be removed with a dry cloth. If at any time the vein pad becomes tacky to the touch, talc should be applied.

Set-up Instructions



1. Place finger on tab and push in to open hinged cover.



2. Open cover to a vertical position until an audible "click" is heard, confirming the top is in the locked position.

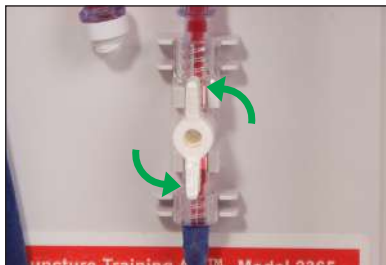


3. Remove bubble trap from holder.



4. Unscrew cap and replace bubble trap into holder.

Set-up Instructions, Cont.



5. Turn handle on stopcock to a vertical position; model will prime in under 1 minute.



6. Model is primed when simulated blood is visible in the bottom of the bubble trap. If model does not prime see next step.



7. If model does not prime automatically, apply light pressure to simulated blood bag to start the priming.


Storing Instructions



1. Remove stopcock from the cover.



2. Remove the simulated blood bag from the hook on the cover.




3. Place simulated blood bag below the level of the vein pad and simulated blood will drain from the model in under 1 minute.



4. Draining is complete when no blood is seen flowing through stopcock.

Storing Instructions, Cont.




5. When the model is completely drained, turn the handle on the stopcock to a horizontal position.



6. Place the simulated blood bag back onto the hook in the cover.



7. Snap the stopcock back into the holder – an audible “click” will confirm proper placement.



8. Remove bubble trap from cover.

Storing Instructions, Cont.



9. Screw cap back onto the bubble trap.



10. Snap bubble trap into holder – an audible “snap” will confirm proper placement.



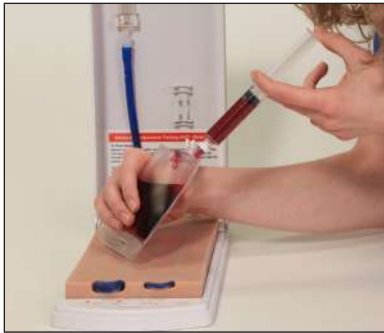
11. Stabilize base and apply closing pressure to cover to release from the locked position – an audible “click” will confirm disengagement.



12. An audible “click” will be heard when the cover is properly closed.



Care & Filling of Simulated Blood Bag



The model is supplied with a simulated blood bag containing 80 cc.

When simulated blood needs to be added to the bag, close the stopcock by turning to a horizontal position. Remove bag from hook in cover. Position the needleless adapter in a superior position. Attach the prefilled syringe to the needleless adapter and infuse the simulated blood. Repeat as needed



Should you wish to remove air from the bag, close the stopcock by turning to a horizontal position. Remove bag from hook in cover. Position the needleless adapter in a superior position. Attach the syringe to the needleless adaptor and withdraw air. Repeat as needed.

2365/2366 Models & Parts

The following items are available for purchase at www.vatainc.com.

Product #	Description
2365	Advanced Venipuncture Training Aid™ Lightly Pigmented
2366	Advanced Venipuncture Training Aid™ Darkly Pigmented
0385	Optional Carrying Case for items 2365 & 2366



2367	Simulated Blood Reservoir – with Stopcock
2368	Replacement Bubble Trap
2381	Vein and Tissue Pad Replacement, Lightly Pigmented
2382	Vein and Tissue Pad Replacement, Darkly Pigmented
1491	Simulated Blood, One Quart – Stain Resistant
1494	Simulated Blood, One Gallon – Stain Resistant

You Might Also Like These Products...



1352



1353

Two-Vein Venipuncture Training Aid, Lightly Pigmented - Dermalike II™ – 1352
Two-Vein Venipuncture Training Aid, Darkly Pigmented - Dermalike II™ – 1353




1354




1355

Four-Vein Venipuncture Training Aid, Lightly Pigmented - Dermalike II™ – 1354
Four-Vein Venipuncture Training Aid, Darkly Pigmented - Dermalike II™ – 1355



2400



2402

Chester Chest™ with Standard Arm, Lightly Pigmented – 2400
Chester Chest™ with Standard Arm, Darkly Pigmented – 2402

